


Student Registration Process on Monster College Platform

Step 1: Go to Monster College site: www.monstercollege.in

Step 2: Under Student Login section of the home page, click on the link which says “Sign up” as shown below.



The screenshot displays the Monster College Platform home page. At the top left is the logo featuring a green graduation cap and the text "monster COLLEGE Graduate Into Your Career". At the top right are links for "About Us" and "Contact Us". The main content area is divided into three vertical panels. The left panel, titled "Student Login", has a green background and contains a login form with fields for "User ID:" and "Password:", a "Login" button, and a "Forgot password?" link. Below the form is a link for "Don't have Monster College Account?" and a "Sign Up" button. The middle panel, titled "College Login", has an orange background and features a photo of students in a classroom. The right panel, titled "Company Login", has a purple background and features a photo of a woman holding a laptop. Each panel includes a brief description of its purpose and a "Sign Up" link at the bottom.

Student Login

User ID:

Password:

Login

[Forgot password?](#)

Don't have Monster College Account?

[Sign Up](#)

Lay the foundation of a great career. Apply to relevant jobs & showcase your academic profile to recruiters. Groom skills via mock tests, certification programs.

[Sign Up](#)

Student Login

College Login

Connect with potential employers looking for interns, graduates and extend reach of your campus recruitment program in seconds!

Company Login

Reach out to most academic institutions across India and hire fresh talent with the ability to contribute to your mission & vision.

Step 3: **Filling Personal Information and College Details**

- Clicking on Sign Up link will take the student to the registration form. The student needs to fill in 2 categories of information:
 - Personal Information
 - College Details

All fields with red asterisks are mandatory fields. Screen shots are appended below.



Already a Member? [Login here](#)

Student Sign Up Here * Fields are mandatory

Personal Information

Name :	Umesh Kumar
*Email ID :	umesh_ni2003@yahoo.co.uk
*Contact Number :	9871328471
*Password :	***** (Your password should be more than 6 character.)
*Confirm Password :	*****
*Father's Name :	Mr. Kumar
*Mother's Name :	Mrs. Kumar


- After filling the personal detail, student then needs to fill the college details as shown below. All are mandatory fields.
- ✓ College State: Select the state in which the college is located from the drop down
- ✓ College City: Select the college in which the college is located from the drop down
- ✓ College name: Select the name of the college from drop down
- ✓ Security inputs
- ✓ Check the terms and condition check box
- ✓ Click on submit

College Details

*College State :

*College City :

*College Name :
(if your college is not in the list please select Others.)

*Captcha : 

☐ I have read and agree to [terms and conditions](#) of use

Step 4: Verification E-mail and Account Verification

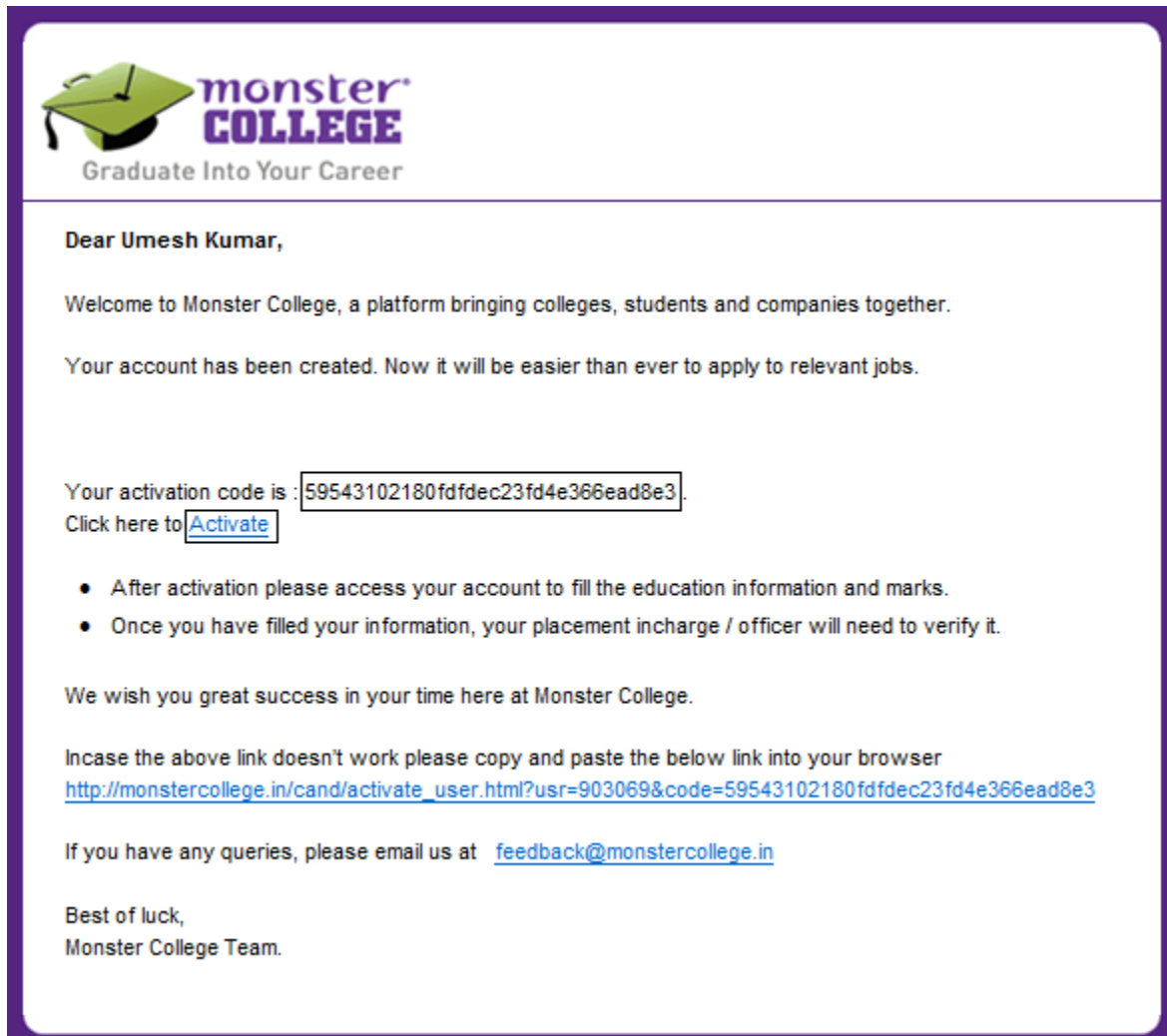
- Once Step 3 is completed and the student clicks in the “Submit” button, the student receives an activation e-mail to his/ her email ID mentioned in Step 3.

Below is the screen shot of email that the student will receive to his/ her email id.

 activation@monstercollege.in

 Activation

- Student Account Activation: Below is the screen shot of the activation e-mail. The email will contain the activation code and hyperlink to activation webpage as highlighted below.



- Clicking on the “Activate” hyperlink will take the student to activation page as shown below. The activation code (mentioned in the email) will be auto filled. The student needs to click on the submit button for final activation of his account on Monster College.



monster[®]
COLLEGE[®]

Graduate Into Your Career

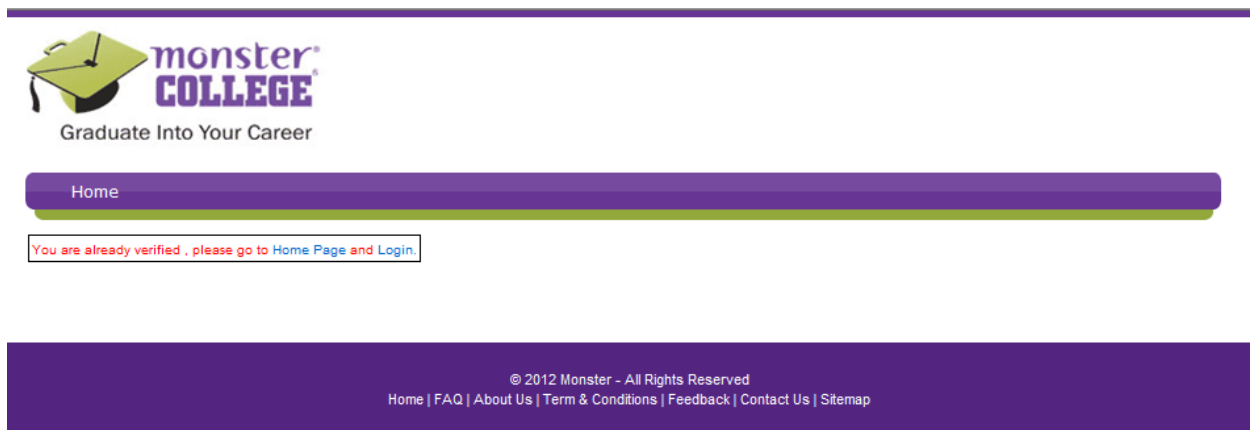
Home

Activation Code :

Submit

© 2012 Monster - All Rights Reserved
Home | FAQ | About Us | Term & Conditions | Feedback | Contact Us | Sitemap

- The following message will appear confirming the verification of the account as shown below.



monster[®]
COLLEGE[®]

Graduate Into Your Career

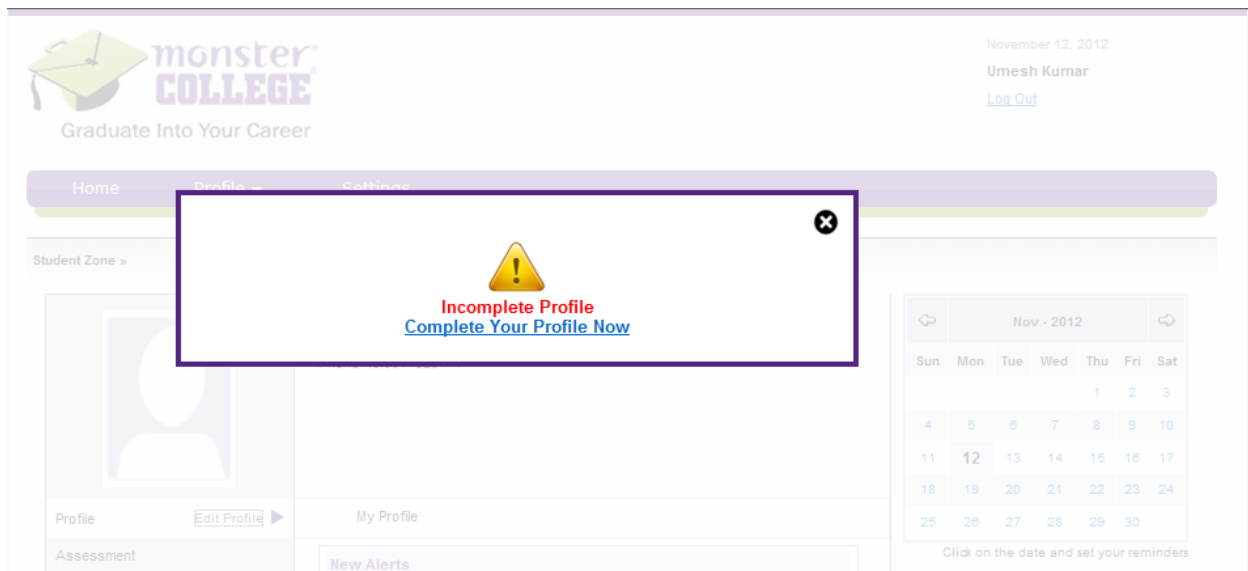
Home

You are already verified , please go to [Home Page](#) and [Login](#).

© 2012 Monster - All Rights Reserved
Home | FAQ | About Us | Term & Conditions | Feedback | Contact Us | Sitemap


Step 5: **Profile completion**

- Post the verification process, the student needs to login by going on to www.monstercollege.in (Student Login).
 - ✓ Username: Student's email address
 - ✓ Password: Created by student at Step 3
- Once the student logs in, the following screen would open requesting the student to complete the profile as shown below. Student needs to click on "**Complete Your Profile Now**" hyperlink to complete his profile.



- The above action will take the student to the following page. The student needs fill in all the mandatory fields within the following sections:
 - ✓ Edit Profile: Student can edit personal details
 - ✓ College Details
 - ✓ Education Background
 - ✓ Personal Information
- Student needs to click on the “Submit” button once all the above mentioned sections are filled. This completes the student registration process.

Note: The TPO will receive student’s profile verification notice in his college login account. Till the time the TPO verifies the profile, the student data will remain unverified and won’t be visible to the employer.



Graduate Into Your Career


November 12, 2012

Umesh Kumar

[Log Out](#)

[Home](#)
[Profile ▾](#)
[Settings](#)

Student Zone » Edit Profile



Upload Image

- Profile
- Assessment
- Notifications
- Applied History
- Know More

Edit Profile * Fields are mandatory

*Name : Umesh Kumar

*Email Id : umesh.bsg@outlook.com Verified

Phone No. : 9871328471

College Details

*State : Dadra & Nagar ▾

*City : Dadra ▾

*College Name : CR College of Engineering ▾

*Degree : -select- ▾

*Branch : -select- ▾

*University Roll no. :

Education Background

Course	School/University	Stream	Year of Passing	Percentage	Status
*Xth	<input type="text"/>	N/A	-Select-	0.00 %	Not Verified
*XIth	<input type="text"/>	<input type="text"/>	-Select-	0.00 %	Not Verified
Diploma	<input type="text"/>	<input type="text"/>	-Select-	0.00 %	Not Verified
*Graduation	<input type="text"/>	-select-	-Select-	0.00 %	Not Verified

(Avg percentage till last semester)

No. of Backlogs - Select -

Profile Status : Incomplete

Skills :

- ☐ .Net
- ☐ 3D Max
- ☐ ABAP
- ☐ Abinitio

Voluntary Experience :

Interest and Hobbies :

Personal Informations

*Father's Name : Mr. Kumar

Mother's Name : Mrs. Kumar

*Date Of Birth :

Interest and Hobbies

:

Personal Informations

*Father's Name

:

Mr. Kumar

Mother's Name

:

Mrs. Kumar

*Date Of Birth

:



Languages Known

:

Blood Group

:

Permanent Address

:

Save

End of student registration process